

FabWright Inc.

Commercial Disposers

**1/2 HP
Small Frame**

Job Number: _____
503-1P _____
506-1P _____

APPLICATION

Small to medium-size restaurants, school and hospital cafeterias, churches, fast food operations, ship-board galleys, short-order cafes and coffee shops where volume is light to moderate.

Seating capacity: 50
Meals per day: 495
Solid waste per hour: 350 lbs.

SPECIFICATIONS

Model #503-1P with 3 1/2" opening or Model #506-1P with 6" opening; continuous feed 1/2 HP dual voltage motor in SINGLE phase 115/230 volts, 1725 RPM, 60 Hz., 8.4/4.2 amps.; 2.5 GPM; 45 lbs. shipping weight; manual reset overload protection in motor; permanently lubricated ball bearings.

RECOMMENDED ACCESSORIES

- 1/2" Solenoid valve
- 1/2" Syphon breaker
- Sink adaptor
- Sink stopper
- Dejamming wrench
- On / off / reverse switch

See price list for additional accessories.
Second water inlet optional for small-frame disposers. Available in 50 Hz.



WARRANTED FOR 1 YEAR PARTS AND ON-SITE SERVICE

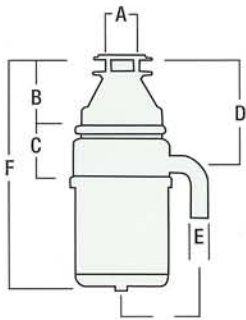
Commercial Food Waste Disposers

Model #503-1P Model #506-1P

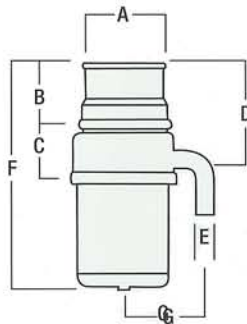
A NOTE TO SPECIFIERS: That you may be assured of receiving the high quality you expect when you specify a commercial food waste disposer, we include the following sample specification for your convenience.

"Food waste disposer shall be a FabWright Inc. Model #503-1P with 3 1/2" opening, 1/2 HP, 115/230 volts, single phase, 60 Hz" *or* "Model #506-1P with 6" opening, 1/2 HP, 115/230 volts, single phase, 60 Hz."

Model # 503-1P



Model # 506-1P

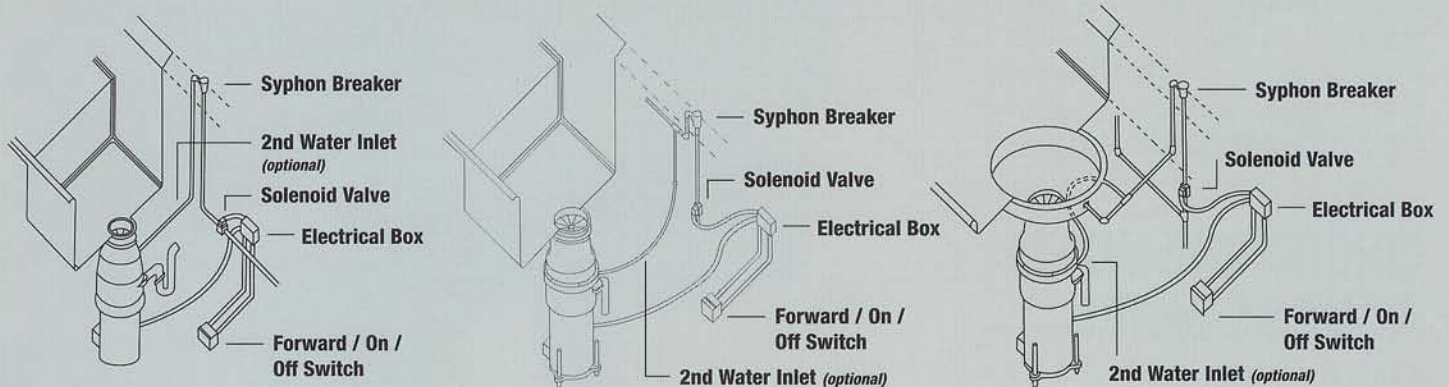


Specifications

Model #	503-1P		506-1P	
A	3"	76.2mm	6"	152.4mm
B	7"	177.8mm	6"	152.4mm
C	4 1/2"	114.3mm	4 1/2"	114.3mm
D	9 1/2"	241.3mm	9"	228.6mm
E	1 1/2"	38.1mm	1 1/2"	38.1mm
F	22 1/4"	565.1mm	21 1/2"	546.1mm
G	6 1/8"	155.6mm	6 1/8"	155.6mm

Specifications subject to change without notice. Unit should be installed in accordance with local codes and FabWright Inc.'s printed installation instructions.

Typical Installations



FabWright

13912 Enterprise Drive - Garden Grove, CA 92843

Ph: (714)554-5544 or (800)854-6464 Fx: (714)554-5545